
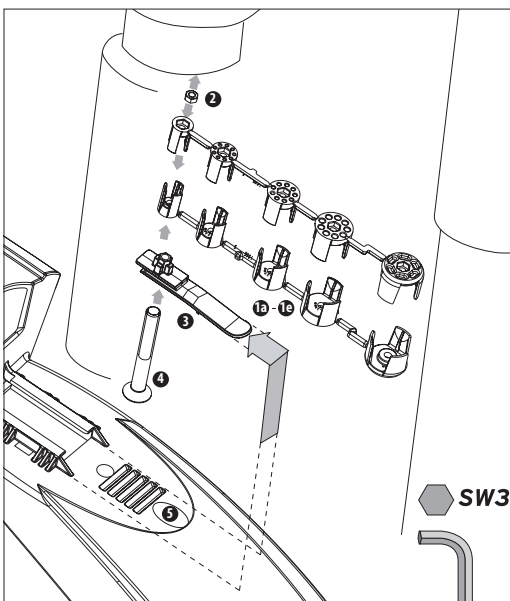


- Wheel size | 26" + 27.5"
- Tyre width | 3.0"
- Weight | 101 g



ATTENTION

Mind the minimum distance between tyre at full spring travel!

EN . SHOCKBLADE

The dirtboard is a light dirtboard with maximum splash protection in all weather conditions. The flexible soft spoiler reliably keeps off rain and dirt even under extreme track conditions. In order to ensure optimal performance, please refer to the installation instructions.

Fitting the cone:

- The inside of the steering tube has to be clean and free of grease for fitting the adapter. If necessary, clean the underside of the steering tube.
1. Select the largest possible pair of expanding cones (1a - 1b) that fits into the head tube. Fit the adapter (3a or 3b) onto the pair of expanding cones (1a - 1b) and secure with the screw (4) and nut (2). The adapter (3) is used for mounting on thin fork crowns, while the adapter (3b) is for wide ones.
 2. Tighten the screw (4) so that the unit can still be moved in the steering tube with slight pressure.
 3. Align the adapter parallel to the track and make sure that the arrow on the adapter (3a or 3b) points in the direction of travel.
 4. Tightly fasten bolt (4).

Fitting the dirtboard:

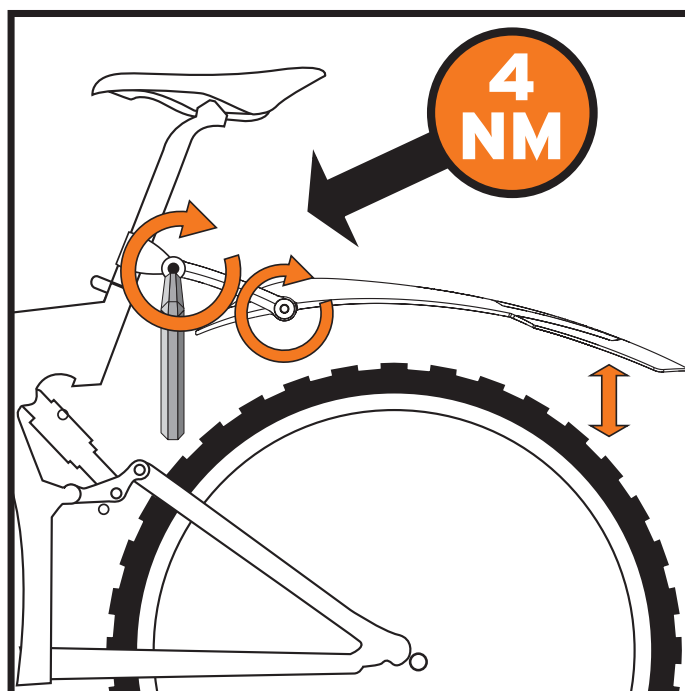
Push the dirtboard onto the adapter from the front until it clicks into place, keeping the quick-release button (5) depressed.

Removing the dirtboard:

To remove, press the quick-release button (5) and pull the dirtboard off to the front. The adapter remains firmly mounted on the steering tube.

Safety note:

Regularly check that the adapter is securely mounted. Make sure that even when fully deflected, there is adequate clearance between the tire and the dirtboard and between the dirtboard and the fork crown/booster.



EN. X-BLADE

Toolfree mounting with quick-release power strap system. 2-joint angle adjustment for perfect alignment.